



District Report Card: 2017


State: Rajasthan	District: Bhilwara
Class: 3	Subject: Language
Schools: 60	Students: 922


Participation/Coverage


Students

<div>GENDER</div> <div></div>	Boys		Girls	
	Number	%	Number	%
	464	50.33	458	49.67

<div>AREA</div> <div></div>	Rural		Urban	
	Number	%	Number	%
	874	94.79	48	5.21

<div>CATEGORY</div> <div></div>	SC		ST		OBC		GEN	
	Number	%	Number	%	Number	%	Number	%
	156	16.92	165	17.90	570	61.82	31	3.36

<div>CWSN</div> <div></div>	LD	VI	HI	S&LD	ID	Oth
	4	3	0	2	6	19

<div>Management</div> <div></div>	Government		Government-aided	
	Number	%	Number	%
	922	100.00	0	0.00

Average Performance of Students in Language (%)

Overall	Gender		Area		Management		Social Group			
	Male	Female	Rural	Urban	Govt.	Aided	SC	ST	OBC	GEN
67.28	67.51	67.05	66.56	80.42	67.28	0.00	68.68	70.79	66.08	63.66

Performance on Learning Outcomes (LOs)

Learning Outcomes	Description	Average Performance(%)
L304	Reads small texts with comprehension i.e., identifies main ideas, details, sequence and draws conclusions	68.71
L312	Reads printed scripts on the classroom walls: poems, posters, charts etc.	64.43

Range of Performance of Students who Answered Correctly							
Below 30%		30% - 50%		50% - 75%		Above 75%	
Number	%	Number	%	Number	%	Number	%
99	10.74	99	10.74	323	35.03	401	43.49

Lowest Performing Learning Outcomes (LOs)

1 - Reads printed scripts on the classroom walls: poems, posters, charts etc. (64.43)

2 - Reads small texts with comprehension i.e., identifies main ideas, details, sequence and draws conclusions (68.71)